



PULLMAN
REGIONAL
HOSPITAL

PATIENT CARE EXPANSION UPDATE



Less Wait, Less Travel, More Access to Exceptional Healthcare



May 15, 2026 Update


CONSTRUCTION AND WAYFINDING UPDATES:

The Patient Care Expansion Project is now **22%** complete, marking continued progress toward expanding capacity, enhancing patient experience, and supporting the future healthcare needs of our region!



Lewiston Phase (2nd floor)

- April 2025 – June 2026
- New lab, staff lounge, restrooms, lactation room, data center room
- **New Lab move-in date – weekend June 20!**



Palouse Phase

- November 2025 – July 2026
- New central sterile and room for a 5th OR
- **New Central Sterile go-live date – July 6!**

IN PROGRESS:

Canola Phase

- February 2026 – June 2026
- New blood draw station and start of new centralized Same Day Services.
- **Blood draw station go-live – June!**

Palouse Phase B.1 ICRA Barrier

- March 2026 – May 2026
- Remodeled MSU Nurses' station
- **Move-in started May 7!**



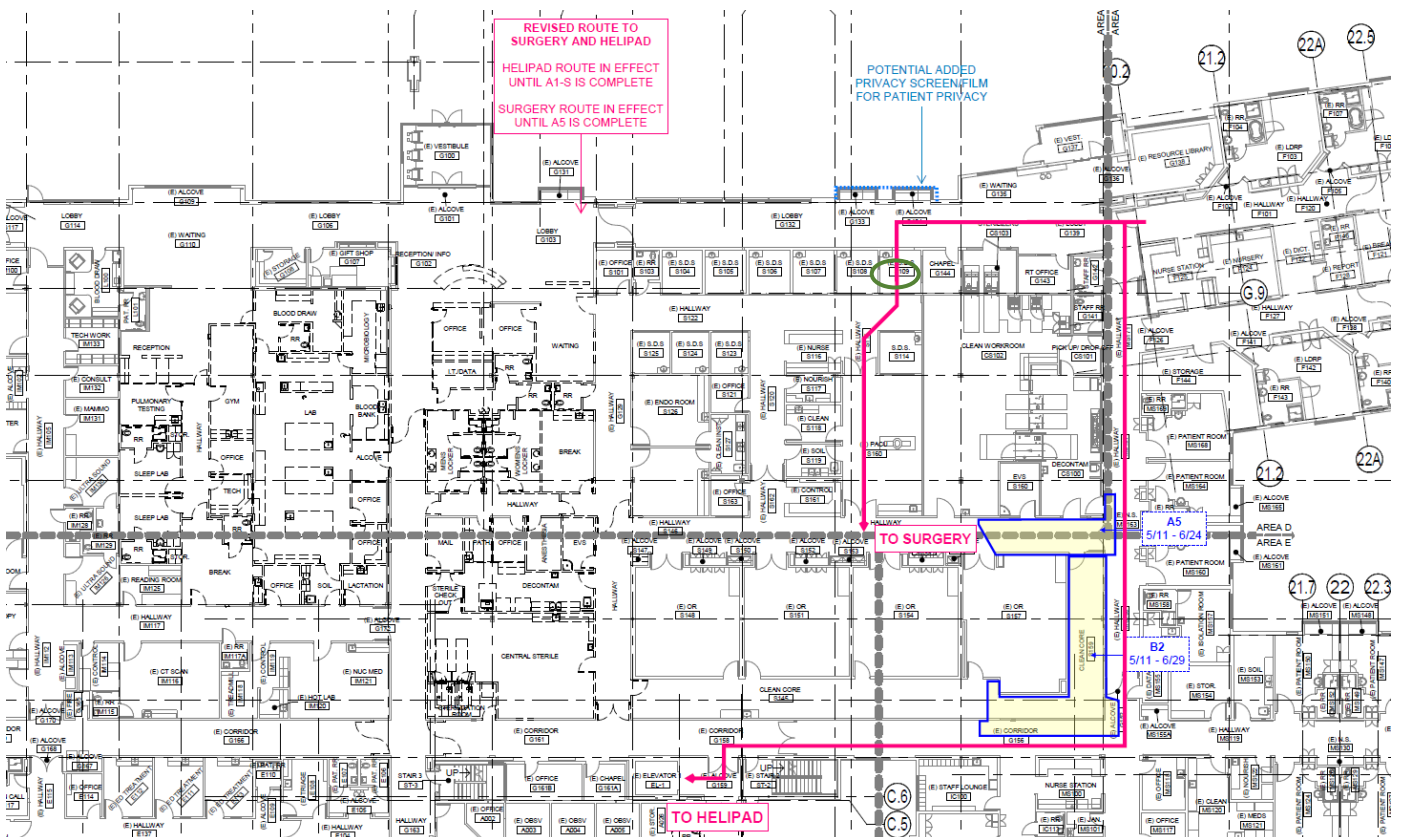
UP NEXT:

May 11 – late June

- **Palouse Phase B2: Sterile Corridor**
- Route changes for BirthPlace surgery patients

BirthPlace route changes for 5/11/26 to 5/17/26

- New route to access the operating room
- Double doors to access OR near MSU (standard route) will be blocked off for construction
- Access the OR via front hallway – **green circle** on the map; route is in **pink**



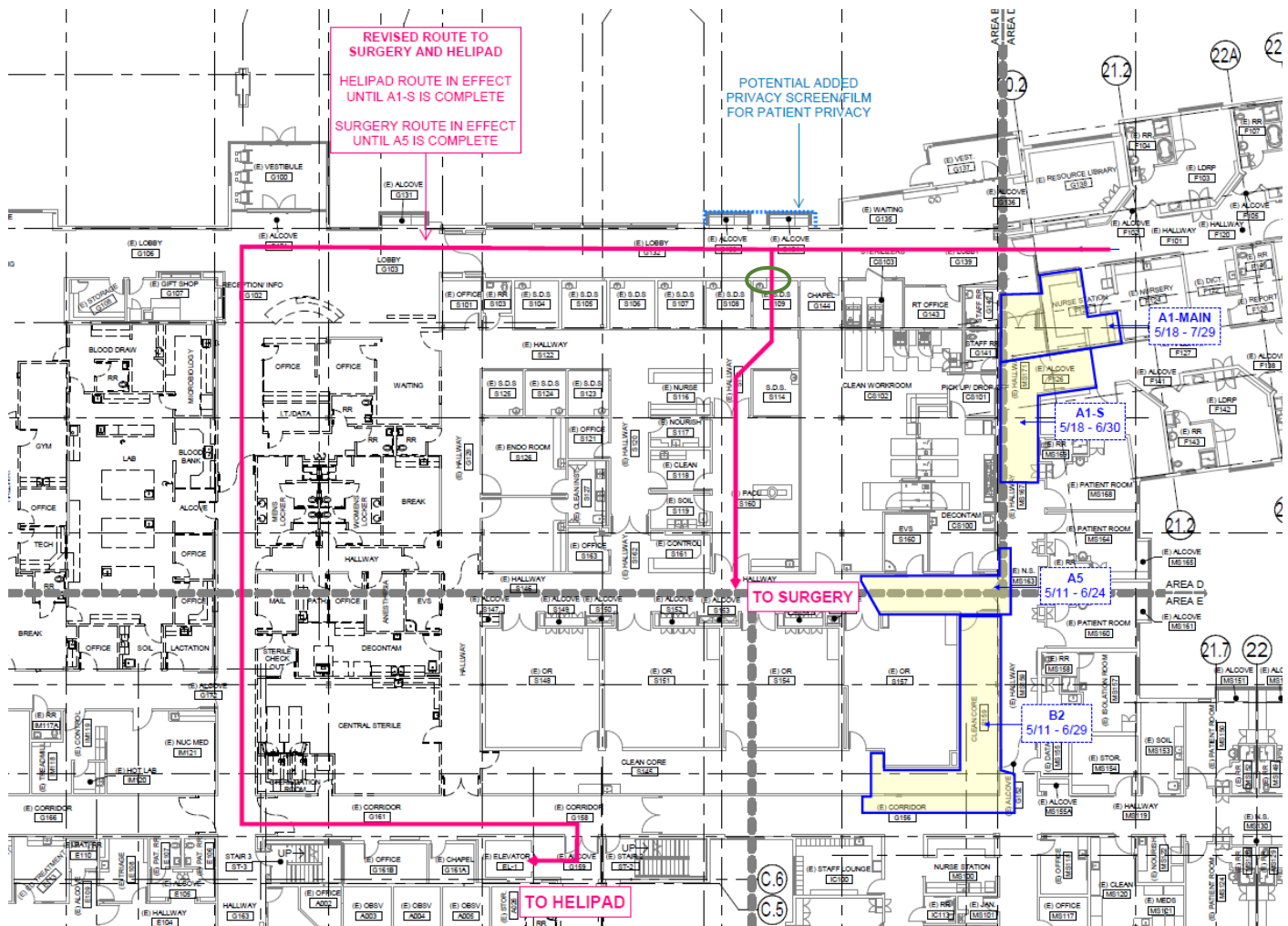
UP NEXT:

BirthPlace route changes for 5/18/2026 to 6/30/2026

- Continued from previous week: alternate route to access the operating room
 - Access the OR via front hallway – green circle on the map; route is in pink
- New route to helipad
- New route for all staff, patients and visitors to access BirthPlace
 - Single entry/exit via front hallway
 - Emergency exits still operational
- New code and emergency response routes
 - Access BirthPlace via front hallway

The side of the nurse's station, closest to storage room will be under construction (A1-S), meaning single door entry/exit to BirthPlace.

LifeFlight will have to utilize the main hospital hallway for 6 weeks if we have a transfer. We will be proactive in educating the patient, if a maternal transfer and ensure privacy measures. Examples: covered with additional blankets, mask to shield privacy, asks for less people to be present in the waiting area. The new route can be seen in pink.



UP NEXT:

June 26 - start

- **Paradise Phase:** New centralized registration, centralized Same-Day, Endoscopy & OR
- Move registration to A/B through October
- Move cardio/pulmonary rehab to Summit Therapy
- Move pediatric ST/OT/PT to space off campus – former dentist, next to Anytime Fitness
- Lab draws will stay in current location until early July

The City of Pullman is beginning a road resurfacing and ADA sidewalk ramp project starting May 18 lasting throughout July. Through traffic will be directed by crews; all business will be open.



PROJECT PROGRESS REPORT:



DEPARTMENTS LEGEND

IMAGING	LAB
REGISTRATION/PUBLIC	MSU/ICU
RESPIRATORY THERAPY	BIRTHPLACE
SURGERY/SAME DAY	CARE COORDINATION/NUTRITION
CENTRAL STERILE	STAFF SUPPORT

22%
COMPLETE



Stay in the know:
pullmanregional.org/internal